


30. COP-VC8 (Directional Valve Control)

COP-VC8

612057800

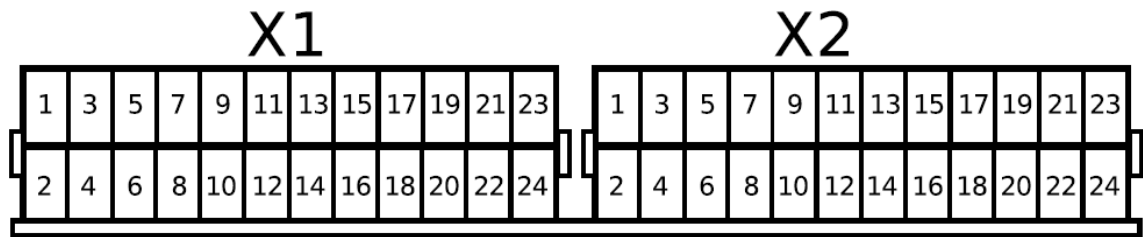
The COP-VC8 module is ideally suited for controlling electromagnetic directional control valves. 8 valves can be controlled per COP-VC8. The pulse generator operates with a resolution of one microsecond. Frequency, pulse length, number of pulses as well as switching and holding current are configurable.



30.1. Technical Specifications

Valve Control		
Number of interfaces	8	
Power supply	24	V _{DC}
Max. Continuous current per output	1	A
Max. Switching current I _{Max}	4	A
Protection	Short-circuit, excessive temperature	
Module		
Maximum power consumption at 24V node power supply	200	mA

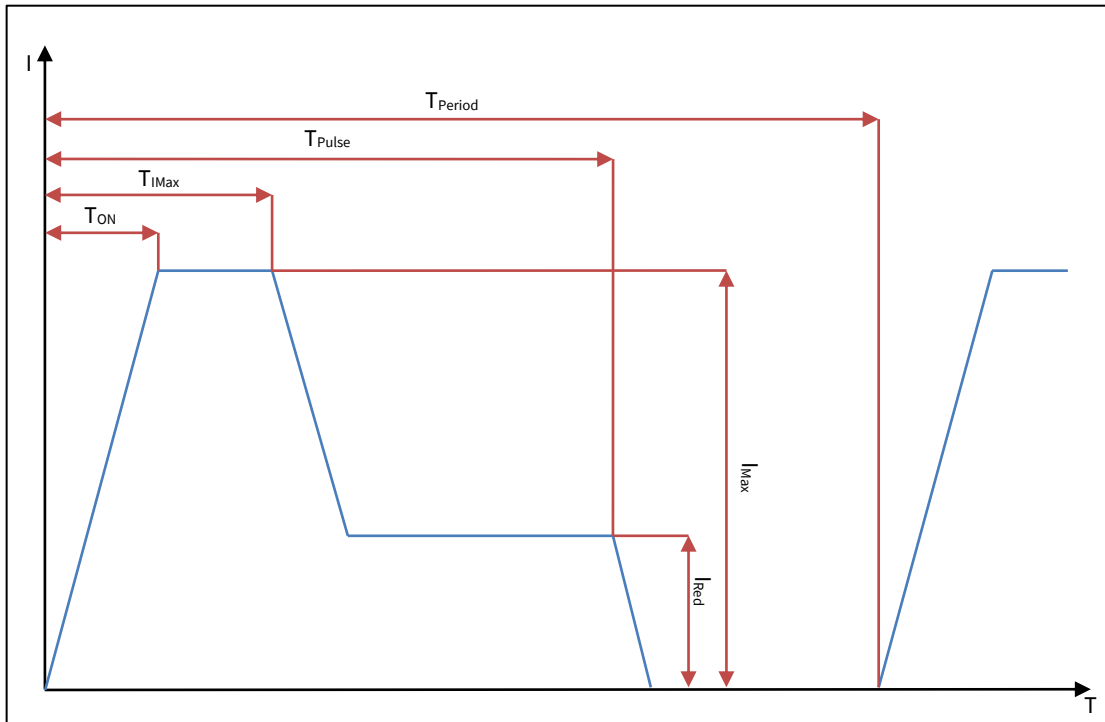
30.2. Pin Assignment



X1					
Nr	Dir	Bez	Bez	Dir	Nr
2	In	Ucc	Ucc	In	1
4	In	Ucc	Ucc	In	3
6		GND	GND		5
8		GND	GND		7
10		Shield	-Out0	Out	9
12		Shield	+Out0	Out	11
14		Shield	-Out1	Out	13
16		Shield	+Out1	Out	15
18		Shield	-Out2	Out	17
20		Shield	+Out2	Out	19
22		Shield	-Out3	Out	21
24		Shield	+Out3	Out	23

X2					
Nr	Dir	Bez	Bez	Dir	Nr
2	In	Ucc	Ucc	In	1
4	In	Ucc	Ucc	In	3
6		GND	GND		5
8		GND	GND		7
10		Shield	-Out4	Out	9
12		Shield	+Out4	Out	11
14		Shield	-Out5	Out	13
16		Shield	+Out5	Out	15
18		Shield	-Out6	Out	17
20		Shield	+Out6	Out	19
22		Shield	-Out7	Out	21
24		Shield	+Out7	Out	23

30.3. Valve Output Specification



	Resolution	Min	Max	Unit
T_{IMax}	1	0	4095	μs
I_{Max}	1/256	0	4	A
I_{Red}	1/256	0	4	A
T_{Pulse}	1	0	1048574	μs
T_{Period}	1	0	1048575	μs

30.4. Available Options

Item Number	Label	Option	Description
612057800	COP-VC8		Valve control for 8 valves. Pulse generator with 1us resolution with frequency, pulse length and number of pulses. Configurable valves and control parameters for switching and holding current.